

**Summary Report of Experiments Investigating the Sorption
of Mercury (II) to Three Sorbents**

Prepared By

Vinka Craver, Ph.D.

and

James Smith, Ph.D.

May 31, 2006

For

George Alther

Biomin, Inc.

P. O. Box 20028

Ferndale, MI 48220

This report presents data summarizing the results from two column experiments and one batch experiment studying the sorptive capacity of bone char, TC-75 and PT-1, respectively, to an aqueous-mercury (II) solution. A 13-inch long (33.1 cm) by 1.5-inch diameter (3.8 cm) glass column was used and filled with the sorbent material to be studied. A peristaltic pump forced an aqueous solution containing in the range of 380-395 mg/L mercury (II) up through the column to displace void-space air and ensure maximum contact with the sorbent material. Samples were collected periodically at the outflow of the column and analyzed using atomic absorption spectroscopy.

Batch sorption experiments were performed by combining sorbent, aqueous mercury (II) solution, and organic-free deionized (DI) water in 15-mL polypropylene tubes. Sorbent mass used in each isotherm experiment was 0.1 g. The aqueous metal solutions were prepared at concentrations of 1000 mg/L mercury (II). The aqueous mercury (II) solution was mixed with DI water prior to contacting the sorbent materials in the following ratios: 100% (v/v) mercury (II) solution; 90% metal solution/10% DI water; 80% metal solution/20% DI water; 70% mercury (II) solution/30% DI water; 60% mercury (II) solution/40% DI water; 50% mercury (II) solution/50% DI water; 40% mercury (II) solution/60% DI water; 30% mercury (II) solution/70% DI water; 20% mercury (II) solution/80% DI water; 10% mercury (II) solution/90% DI water; 2% mercury (II) solution/98% DI water. The tubes were capped and shaken for 1 day at 23 ± 1 °C to allow sufficient time to reach equilibrium. The difference between the initial and final (equilibrium) mercury mass in the aqueous phase was considered equal to the mass sorbed to the solid phase. Samples were analyzed by atomic absorption spectroscopy.

Results in this report are presented in Tables 1 and 2 and in Figures 1 to 4 as identified below on the following pages.

Table 1. Sorbent mass, porosity, flow rate, and residence time information for the TC-75 and bone char column experiments and sorbent mass for the batch experiments with the PT-1 sorbent.

| Sorbent | Mass Sorbent | | Porosity | Flow Rate | | Residence (min) |
|------------------|--------------|---------|----------|-----------|----------|-----------------|
| | (kg) | (lb) | | (mL/min) | (gal/hr) | |
| Bone char | 0.08 | 0.176 | 0.45 | 11.3 | 0.183 | 15 |
| TC-75 | 0.105 | 0.232 | 0.32 | 6.0 | 0.097 | 20 |
| PT-1 | 0.00012 | 0.00024 | N.A | N.A | N.A | N.A |

N.A: not applicable, the experiment was carried out on batch mode

Table 2. 95% breakthrough data for mercury transport through columns with bone char and TC-75 given in pore volumes and minutes along with estimated mass of mercury sorbed per mass of sorbent in mg/kg, lb/lb, and percent basis and estimated mass of mercury sorbed per mass of PT-1 sorbent in mg/kg, lb/lb, and percent basis.

| Sorbent | Breakthrough | | | Mass sorbed | | Mass Sorbed/Mass Sorbent | | |
|------------------|--------------|-------|------|-------------|-----------|--------------------------|---------|----------------|
| | PV | BV | min | (mg) | (lb) | (mg/kg) | (lb/lb) | (% by sorbent) |
| Bone char | 310.7 | 139.8 | 4660 | 11231 | 0.025 | 140388 | 0.140 | 14.04 |
| TC-75 | 102.5 | 32.8 | 2049 | 2567 | 0.0056 | 23334 | 0.0233 | 2.33 |
| PT-1 | N.A | N.A | N.A | 4.65* | 0.000001* | 38750* | 0.0388* | 3.88* |

N.A: not applicable, the experiment was carried out on batch mode.

* Calculated from isotherm data.

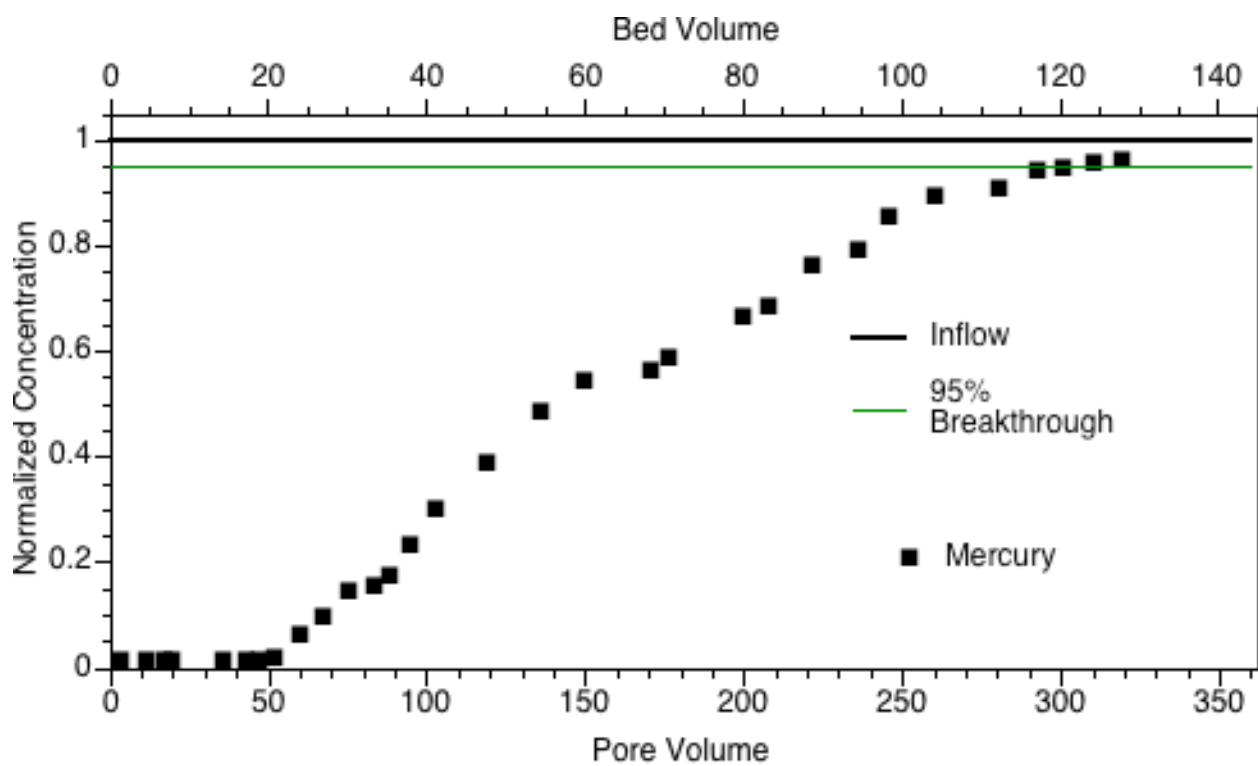


Figure 1. Breakthrough curve of mercury (II) through a column of bone char

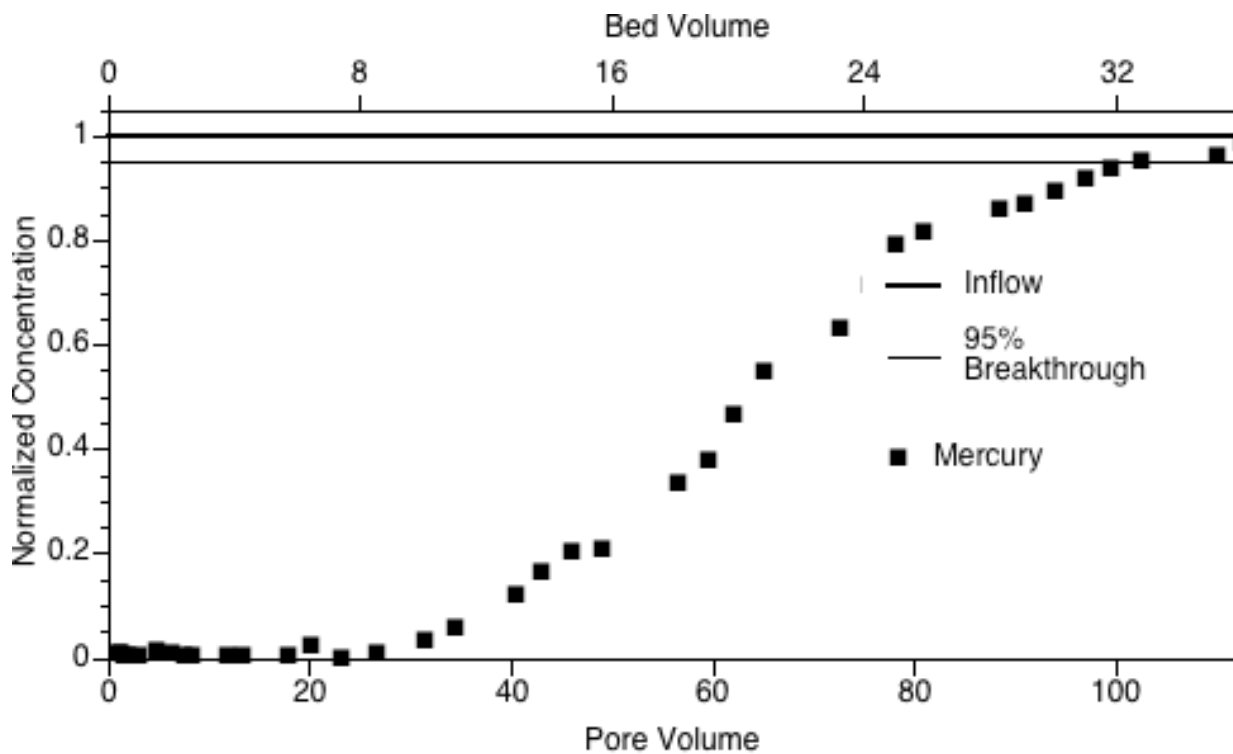


Figure 2. Breakthrough curve of mercury (II) through a column of TC-75

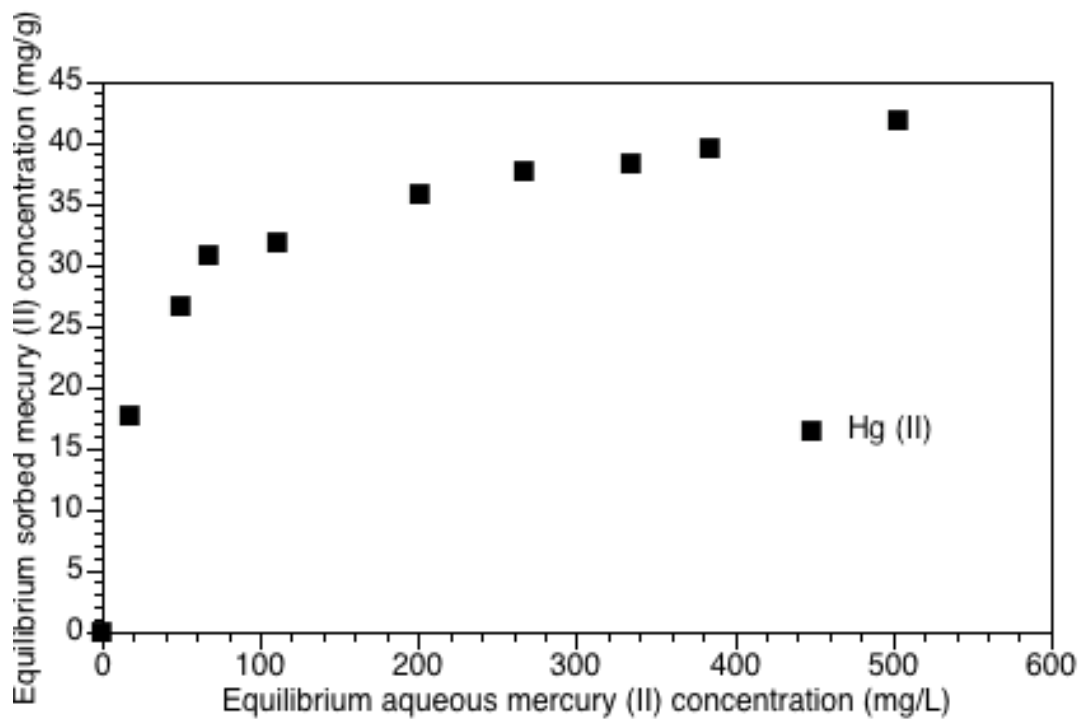


Figure 3. Isotherm for the sorption of mercury (II) to PT-1 (in terms of concentration.)

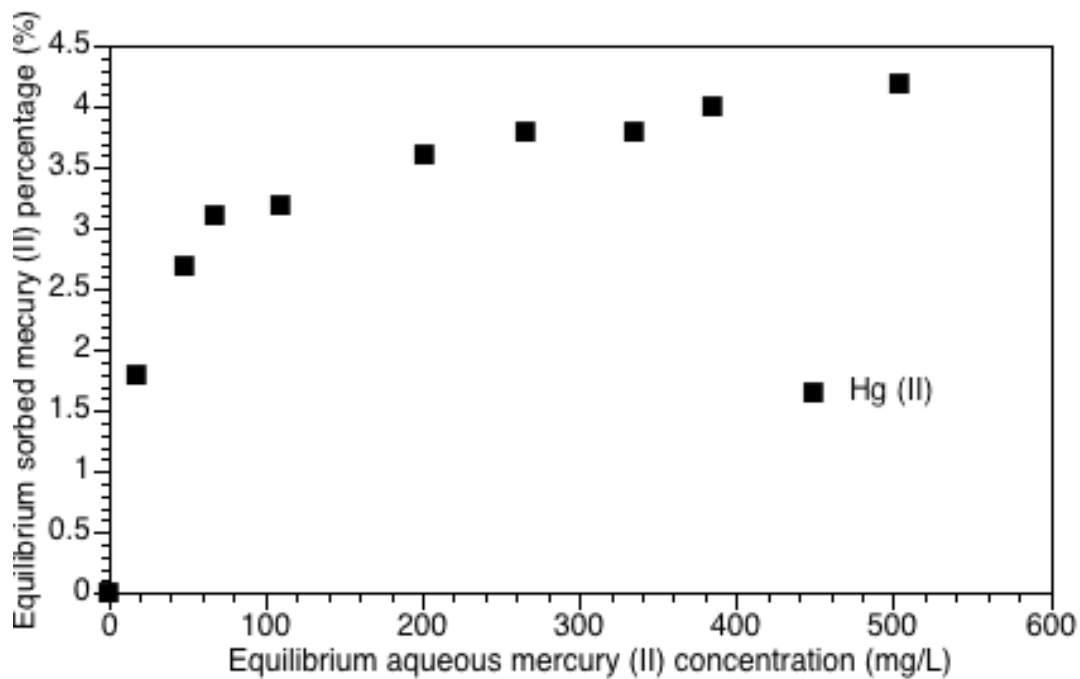


Figure 4. Isotherm for the sorption of mercury (II) to PT-1 (in terms of percentage.)